

Preliminary



All-in-one 24-hour surveillance camera featuring 36x zoom and Super Dynamic 6 technology

Key Features

- **Super Dynamic 6** technology delivers 160x (PAL) wider dynamic range compared to conventional cameras.
- High resolution: 650 TV lines
- High sensitivity with Day/Night function: 0.5 lx (Color) at F1.4 (Wide), 0.04 lx (B/W) at F1.4 (Wide). IR cut filter switches on/off to enhance the sensitivity in B/W mode.
- Adaptive Digital Noise Reduction: Integration of 2D-DNR and 3D-DNR ensures noise reduction in various conditions.
- Electronic sensitivity enhancement: Auto (Up to 32x) / Manual (Up to 512x)
- Electronic shutter from 1/120 (PAL) to 1/10,000 s
- 36x zoom lens: 3.3 ~ 119 mm (approx. 720x with digital zoom)
- Pan/Tilt speed of max. 400°/s at preset mode and 0.065°/s super fine control at manual mode
- 5 degrees upper view for various applications
- 256 preset positions that can be activated from the system controller with a switcher or recorder (specific models).
- Auto tracking: The camera follows the largest movement in the image automatically. The camera will pan and tilt to keep the subject in the center of the image.
- VMD (Video Motion Detector) with Mask 8 x 6 areas
- Scene Change Detection alarms when lens is covered, spray painted, removed or defocused.
- 4 alarm inputs and 2 outputs terminals
- Alarm actions include Terminal output, Camera positioning, Auto pan, Patrol, SEQ, Sort, Auto track, B/W and command output.
- Auto Image Stabilizer for applications where vibration or wind is a concern.
- Internal synchronization






- Over the coaxial cable or RS485 data (Panasonic, Pelco P/D Protocol) communication
- 16 alphanumeric camera title display
- Multi language: English, French, Italian, Spanish, German, Russian, Chinese, Japanese

Standard Accessories

- | | | |
|-----------------|-------|---|
| • CD-ROM* | 1 pc. | The following items are for installation. |
| | | • Decorative Cover |
| | | • Dust Protection Sheet |
| | | 1 pc. |

*The CD-ROM contains the operating instructions (PDF).

Optional Accessory

Ceiling Mount Bracket WV-Q105	Embedded Ceiling Mount Bracket WV-Q126	Pendant Mount Bracket WV-Q117	Wall Mount Bracket WV-Q118	Smoke Dome Cover WV-CS4S
				

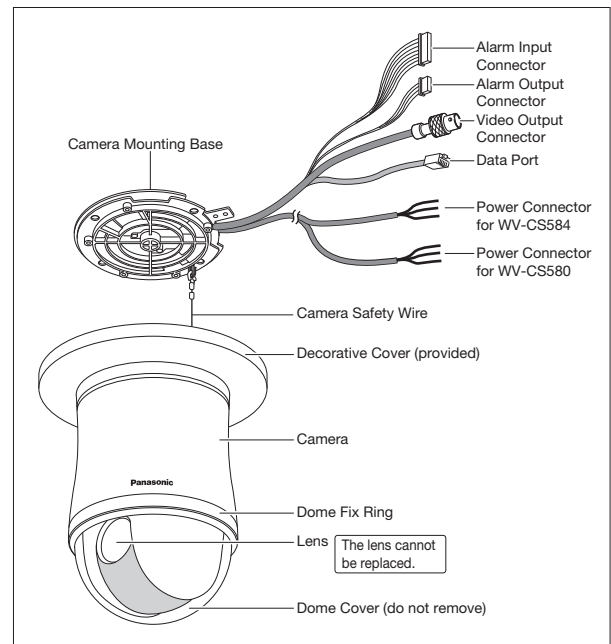
Specifications

TV System	PAL
Camera	1/4 type interline transfer CCD
Effective Pixels	976 (H) x 582 (V)
Scanning Mode	2:1 interlace
Scanning Area	3.66 (H) x 2.73 (V) mm
Scanning Frequency	Horizontal: 15.625 kHz Vertical: 50 Hz
Horizontal Resolution	650 TV lines
Minimum Illumination	Color : 0.5 lx, B/W: 0.04 lx
Signal-to-Noise Ratio	52 dB minimum (AGC: OFF)
White Balance	AWC (2,000 ~ 10,000 K), ATW1 (2,700 ~ 8,000 K), ATW2 (2,400 ~ 8,000 K)
Light Control	ALC (Adjustable OPEN/CLOSE output target level) / MANUAL
AGC	ON (LOW, MID, HIGH) / OFF
Super Dynamic 6	ON / OFF
Dynamic Range	54 dB typical (Super Dynamic 6 : ON)
Electronic Shutter	OFF (1/50), AUTO, 1/120, 1/250, 1/500, 1/1,000, 1/2,000, 1/4,000, 1/10,000
Electronic Sensitivity UP	32x max. AUTO, 512x max. FIX
Digital Noise Reduction	High or Low
Black and White Mode	Auto / ON / OFF
Scene File	10 patterns (Shutter, AGC, Sens UP, White balance, VMD)
Scene Select Setting	INDOOR (L) / INDOOR (H) / OUTDOOR (L) / OUTDOOR (H)
Video Motion Detection	OFF / MOTION DET / SCENE CHANGE
Privacy Zone	ON / OFF (8 zone settings)
Auto Image Stabilizer	ON / OFF
Camera Title	16 alphanumeric characters
Auto Focus	MANUAL / AUTO (PAN,TILT,ZOOM linked)
Synchronization	Internal (INT)
Lens	
Focal Length	3.3 mm ~ 119 mm
Zoom Ration	36x (Approx. 720x with digital zoom)
Zoom Speed	approx. 6.0 seconds (Tele - Wide) in manual mode
Zoom Limit	1x ~ 720x (Over 36x is digital zoom)
Angular Field of View	H: 1.7° (Tele) ~ 60.2° (Wide), V: 1.3° (Tele) ~ 46.0° (Wide)
Maximum Aperture Ratio	1:1.4 (Wide) ~ 4.2 (Tele)
Focusing Range	1.5 m (4.9 ft.) ~ ∞
Aperture Range	F1.4 ~ 22, Close
Pan and Tilt	
Panning Range	360° endless
Panning Speed *1	Manual: approx. 0.065°/s ~ 120°/s, 8 steps, 16 steps, 64 steps, Preset: approx. 400°/s
Tilting Range	-5° ~ 185° (horizontal - vertical - horizontal) (According to the TILT ANGLE)
Tilting Speed *1	Manual: approx. 0.065°/s ~ 120°/s, 8 steps, 16 steps, 64 steps, Preset: approx. 400°/s
Proportional Pan/Tilt Control	ON / OFF
Number of Preset Positions	256
Auto Mode	OFF, SEQ, SORT, AUTO PAN, PATROL, AUTO TRACK
Auto Track	Standard Auto Track
Patrol	STOP / PLAY / LEARN
Image Hold	ON / OFF
Digital Flip	ON / OFF
Area Title	8 area titles, 16 characters/area
Preset Alarm	ON / OFF
Alarm	
Alarm Source	Terminal input, VMD, Command alarm
Alarm Actions	Preset position 1 ~ 4, PATROL 1 ~ 4, AUTO TRACK 1 ~ 4, SEQ, SORT, AUTO PAN, B/W
Input / Output	
Video Output	1.0 V [p-p] / PAL composite 75 Ω / BNC Connector
Controller Interface	Coaxial Multiplex System, RS485
External I/O Terminals	4 inputs (ALARM IN 1 ~ ALARM IN 4), 2 outputs (ALARM / AUX1, BW / AUX2)
General	
Setup Method	OSD setup menu
Password Lock	All menus
Language	English, Russian (For setup menu and camera title), German, French, Italian, Spanish (For setup menu), Chinese, Japanese (Only for camera title. Setup menu will be English.)
Power Source and Power Consumption	WV-CS580: 220 ~ 240 V AC, 50 Hz, 4.6 W WV-CS584: 24 V AC, 50 Hz, 4.3 W
Ambient Operating Temperature	-10 °C ~ +50 °C (14 °F ~ 122 °F) *2
Ambient Operating Humidity	90 % or less (without condensation)
Dimensions	ø135 x 202 mm (H) (ø5-3/8" x 8")
Mass (approx.)	1.7 kg (including Decorative Cover)

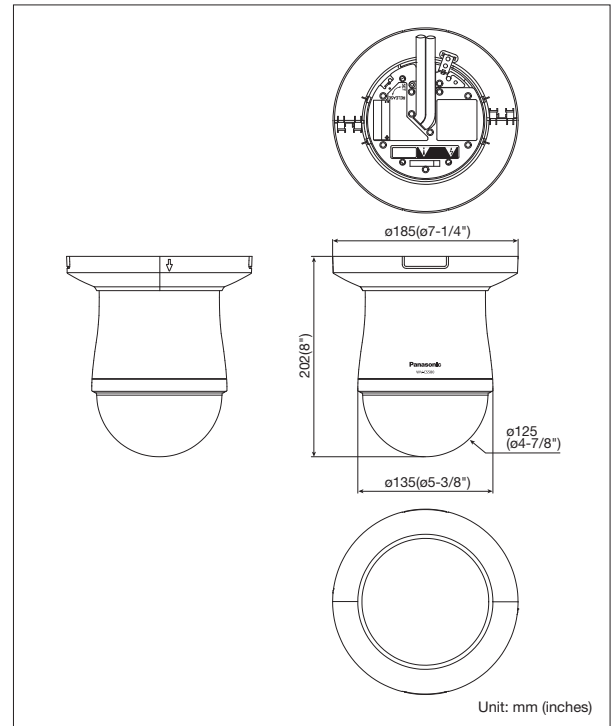
*1 Actual speed depends on type of controller being used.

*2 When power is on continuously (however, the camera's interior temperature is -10 °C or higher)

Part Names and Functions



Appearance



Trademarks and registered trademarks

- Microsoft, and Windows are registered trademarks of Microsoft Corporation in the U.S. and other countries.
- "Super Dynamic", "SDII", "SDIII", "SD5", "SD5Link", "SD6", "I-PRO" and "I-PRO SmartHD" logos are trademarks or registered trademarks of Panasonic Corporation.

Important

- Safety Precaution: carefully read the operating instructions and installation manual before using this product.
- Panasonic can not be responsible for network performance and/or other manufacturer products that reside on the network.

- All TV pictures are simulated.
- Masses and dimensions are approximate.
- Specifications are subject to change without notice.
- These products may be subject to export control regulations.

DISTRIBUTED BY:

Panasonic[®]

<http://panasonic.net/security/>

Printed in Japan (2A-075AA)